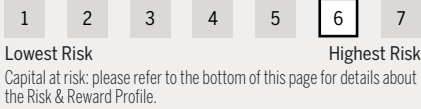


Wellington Global Health Care Equity Fund

USD S Accumulating Unhedged

RISK AND REWARD PROFILE



MORNINGSTAR™ RATING: ★★★★★

FUND DETAILS*

Fund Inception: November 2000
Share Class Inception: October 2003
Fund Assets: USD 2.2 billion
NAV: USD 55.09

*This fund is no longer accepting new investors and may have restrictions on additional investment. Please contact your Wellington relationship manager prior to making additional subscriptions.

KEY INFORMATION

Domicile: Ireland
Regulatory Regime: UCITS
Legal Structure: Public Limited Company (PLC)
Dealing Frequency: Daily
Country Registration: Austria, Denmark, Germany, Ireland, Netherlands, Singapore*, South Korea, Spain, Switzerland, United Kingdom
ISIN: IE00B0590K11
Bloomberg: WGHCEPA ID
Lipper: 65021878
WKN: AOQ3U2
*Restricted scheme

FUND CHARACTERISTICS

Asset-Weighted Market Capitalisation: USD 47.1 billion
Beta (3 Yr): 1.20
Tracking Risk (3 Yr, Annualised): 7.4%
Turnover: 30.0%

FEES AND PRICING

Minimum Investment: USD 5 million
Management Fee: 1.25%
Ongoing Charges Figure*: 1.32%

*The Ongoing Charges Figure represents all annual expenses and additional charges taken from the fund. A more detailed description of the charges that apply to the Fund is set out in the section "Charges of the Umbrella Fund" in the Prospectus. The ongoing charges figure may change over time.

For more information, please visit
www.wellingtonfunds.com

SUMMARY OF INVESTMENT OBJECTIVE

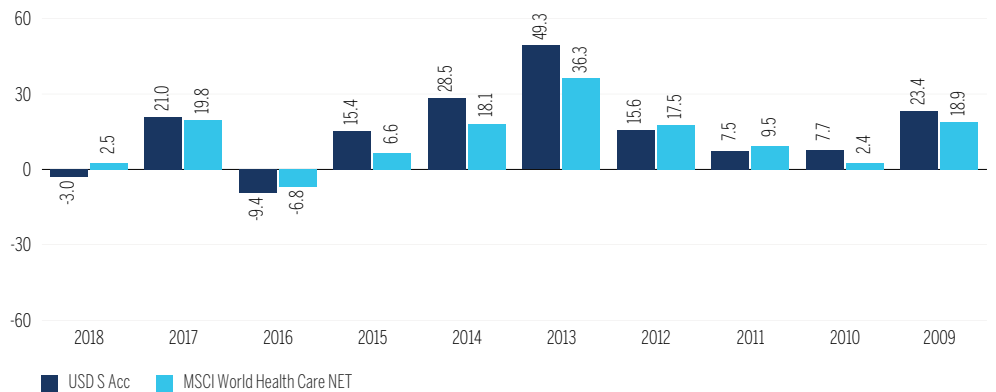
The Wellington Global Health Care Equity Fund seeks long-term total returns. The Investment Manager will actively manage the Fund, seeking to achieve the objective by investing in the equity securities of health care companies worldwide. The Fund takes a long term value approach and seeks to invest in fundamentally sound companies. Although the Fund is not constructed relative to a benchmark, the MSCI World Health Care index will serve as a reference benchmark.

FUND PERFORMANCE (%)

TOTAL RETURNS NET OF FEES AND EXPENSES

	YTD	1 MO	3 MOS	1 YR	3 YRS	5 YRS	10 YRS	SINCE INCEPTION
USD S Acc	5.7	-4.4	-6.7	-3.4	6.5	9.0	15.1	11.5
MSCI World Health Care NET	2.8	-2.4	-4.1	5.2	6.4	6.5	12.6	8.5

CALENDAR YEAR RETURNS



DISCRETE ANNUAL PERFORMANCE

	JUN '18 - MAY '19	JUN '17 - MAY '18	JUN '16 - MAY '17	JUN '15 - MAY '16	JUN '14 - MAY '15
USD S Acc	-3.4	12.7	10.9	-5.6	35.0
MSCI World Health Care NET	5.2	6.3	7.8	-6.5	21.4

Past results are not necessarily indicative of future results and an investment can lose value.

The inception date of the USD S Acc share class is 31 October 2003. | Fund returns shown are net of USD S Acc share class fees and expenses. Fund returns shown are net of actual (but not necessarily maximum) withholding and capital gains tax but are not otherwise adjusted for the effects of taxation and assume reinvestment of dividends and capital gains. The index returns shown are net of maximum withholding tax and where applicable assume reinvestment of dividends. Periods greater than one year are annualised. If an investor's own currency is different from the currency in which the fund is denominated, the investment return may increase or decrease as a result of currency fluctuations. | Please note the fund has a swing pricing mechanism in place. | If the last business day of the month is not a business day for the Fund, performance is calculated using the last available NAV. This may result in a performance differential between the fund and the index. | Source: Fund - Wellington Management. Index - MSCI.

FUND MANAGEMENT



Jean Hynes, CFA
27 years of experience
CITYWIRE +



Ann Gallo
29 years of experience
CITYWIRE +

Wellington Management Company LLP (WMC) is an independently owned investment adviser registered with the US Securities and Exchange Commission. WMC is also a commodity trading advisor (CTA) registered with the US Commodity Futures Trading Commission. In certain circumstances, WMC provides commodity trading advice to clients in reliance on exemptions from CTA registration. WMC, along with its affiliates (collectively, Wellington Management), provides investment management and investment advisory services to institutions around the world. | This material and its contents may not be reproduced or distributed, in whole or in part, without the express written consent of Wellington Management. This document is intended for marketing purposes only. It is not an offer or a solicitation by anyone, to subscribe for shares in Wellington Management Funds (Ireland) plc (the Fund). Nothing in this document should be interpreted as advice, nor is it a recommendation to buy or sell shares. Investment in the Fund may not be suitable for all investors. The Fund only accepts professional clients or investment through financial intermediaries. Any views expressed are those of the author at the time of writing and are subject to change without notice. Except where registered for public sale, Fund shares are offered only to qualified or professional investors on a basis that does not require the registration of the Fund for public sale. Please read the latest Key Investor Information Document (KIID) Prospectus, and latest annual report (and semi-annual report) before investing. For each country where the Fund is registered for sale, the prospectus and the KIID are available respectively in English and in the official language(s). The prospectus and KIID are available at the Funds Transfer Agent: Brown Brothers Harriman (Luxembourg) S.C.A 80 Route D'Esch, Luxembourg L-1470, at the local paying agent, if any, and from www.Wellington.com/KIIDs. The Fund is authorised and regulated as a UCITS scheme by the Central Bank of Ireland. Complaints can be submitted to the Complaints Officer at Wellington Management Funds (Ireland) plc c/o Brown Brothers Harriman Fund Administration Services (Ireland) Ltd, 30 Herbert Street, Dublin 2 Ireland, the complaint procedure is also available free of charge at this address. | The Fund offering documents can be obtained from the local Representative and Paying Agent, BNP Paribas Securities Services, Selnaustrasse 16, 8002 Zurich, Switzerland. The Prospectuses are available in English, French and Swiss French. | Rating: The information contained herein: (1) is proprietary to Morningstar; (2) may not be copied or distributed; and (3) is not warranted to be accurate, complete or timely. Neither Morningstar nor its content providers are responsible for any damages or losses arising from any use of this information. The Overall Morningstar Rating for a fund is derived from a weighted average of the three, five, and ten year (if applicable) ratings, based on risk-adjusted returns. Past performance is no guarantee of future results. © 2019 Morningstar. All Rights Reserved. | Manager ratings provided by Citywire® for rolling 3-year risk-adjusted performance. Citywire's ratings are provided after month-end, therefore please review Citywire's website for current ratings. | Risk and Reward Profile: based on share class volatility. Historical data may not be a reliable indication for the future. Risk category shown is not guaranteed and may shift over time. The lowest category does not mean 'risk free'. Please refer to page 2 for more details about risks.

WHAT ARE THE RISKS?

CAPITAL: Investment markets are subject to economic, regulatory, market sentiment and political risks. All investors should consider the risks that may impact their capital, before investing. The value of your investment may become worth more or less than at the time of the original investment. The Fund may experience a high volatility from time to time.

CONCENTRATION: Concentration of investments within securities, sectors or industries, or geographical regions may impact performance.

CURRENCY: The value of the Fund may be affected by changes in currency exchange rates. Unhedged currency risk may subject the Fund to significant volatility.

EQUITIES: Investments may be volatile and may fluctuate according to market conditions, the performance of individual companies and that of the broader equity market.

HEDGING: Any hedging strategy using derivatives may not achieve a perfect hedge.

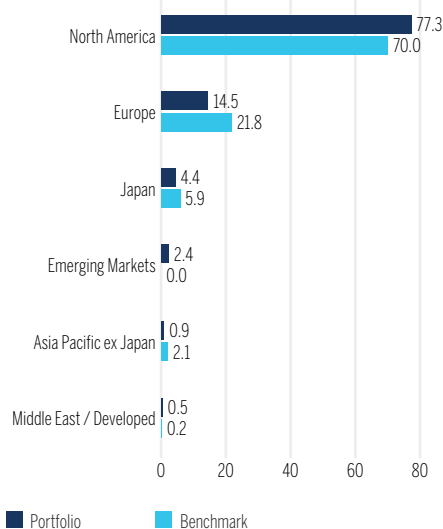
MANAGER: Investment performance depends on the investment management team and their investment strategies. If the strategies do not perform as expected, if opportunities to implement them do not arise, or if the team does not implement its investment strategies successfully, then a fund may underperform or experience losses.

SMALL AND MID-CAP COMPANY: Small and mid-cap companies' valuations may be more volatile than those of large cap companies. They may also be less liquid.

Before subscribing, please refer to the Fund offering documents/prospectus for further risk factors and pre-investment disclosures. For the latest NAV, please visit www.bloomberg.com.

REGIONAL DISTRIBUTION (%)

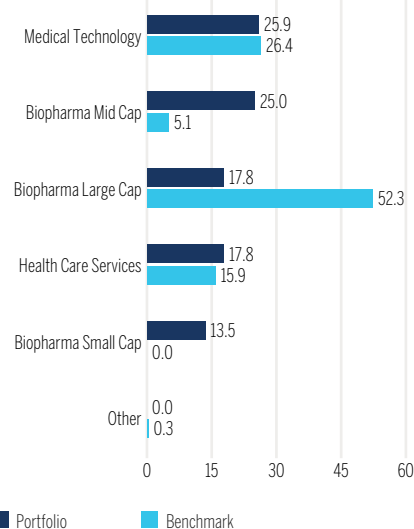
% OF EQUITY



Totals may not add up to 100% due to rounding.

SECTOR DISTRIBUTION (%)

% OF EQUITY



Totals may not add up to 100% due to rounding.

TOP 10 HOLDINGS

COMPANY NAME	COUNTRY	INDUSTRY	% OF EQUITY
Boston Scientific	United States	Health Care Equipment & Services	4.1
UnitedHealth Group	United States	Health Care Equipment & Services	3.4
Anthem Inc	United States	Health Care Equipment & Services	3.2
Bristol-Myers Squibb	United States	Pharma, Biotech & Life Sciences	2.8
Thermo Fisher Scient	United States	Pharma, Biotech & Life Sciences	2.7
AstraZeneca PLC	United Kingdom	Pharma, Biotech & Life Sciences	2.7
Novartis AG	Switzerland	Pharma, Biotech & Life Sciences	2.5
Abbott Laboratories	United States	Health Care Equipment & Services	2.2
Allergan PLC	United States	Pharma, Biotech & Life Sciences	2.2
Medtronic PLC	United States	Health Care Equipment & Services	2.1
Total of Top 10			27.9
Number of Equity Names			132

The individual issuers listed should not be considered a recommendation to buy or sell. The weightings do not reflect exposure gained through the use of derivatives. Holdings vary and there is no guarantee that the Fund will hold any of the securities listed. Please refer to the annual and semi-annual report for the full holdings.

In the following countries, this material is provided by: Canada: Wellington Management Canada ULC registered in the provinces of Alberta, British Columbia, Manitoba, Nova Scotia, New Brunswick, Newfoundland and Labrador, Ontario, Prince Edward Island, Quebec and Saskatchewan in the categories of Portfolio Manager and Exempt Market Dealer. UK: Wellington Management International Limited (WMIL), a firm authorised and regulated by the Financial Conduct Authority (FCA). Germany: Wellington Management International Limited, Niederlassung Deutschland, the German branch of WMIL, which is authorised and regulated by the FCA and in respect of certain of its activities by the Bundesanstalt für Finanzdienstleistungsaufsicht (BaFin). Shares of the Fund may not be distributed or marketed in any way to German retail or semi-professional investors if the Fund is not admitted for distribution to these investor categories by BaFin. Hong Kong: Wellington Management Hong Kong Limited (WM Hong Kong), a corporation licensed by the Securities and Futures Commission. Singapore: Wellington Management Singapore Pte Ltd (WM Singapore) (Registration No 201415544E), regulated by the Monetary Authority of Singapore. Australia: Wellington Management Australia Pty Ltd (WM Australia), for use solely by wholesale clients (as defined in the Corporations Act 2001). WMC is exempt from the requirement to hold an Australian financial services licence (AFSL) under the Corporations Act 2001 in respect of financial services. WMC is regulated by the SEC under the laws of the United States, which differ from the laws applying in Australia. Japan: Wellington Management Japan Pte Ltd (WM Japan) (Registration No 199504987R) is registered as a Financial Instruments Firm with registered number: Director General of Kanto Local Finance Bureau (Kin-Sho) Number 428, a member of the Japan Investment Advisers Association and the Investment Trusts Association, Japan. WMIL, WM Hong Kong, WM Japan and WM Singapore are also registered as investment advisers with the SEC; however, they will comply with the substantive provisions of the US Investment Advisers Act only with respect to their US clients. In the US for ERISA clients, WMC is providing this material solely for sales and marketing purposes and not as an investment advice fiduciary under ERISA or the Internal Revenue Code. WMC has a financial interest in offering its products and services and is not committing to provide impartial investment advice or give advice in a fiduciary capacity in connection with those sales and marketing activities ©2018 Wellington Management. All rights reserved. As of April 2018. WELLINGTON MANAGEMENT FUNDS® is a registered service mark of Wellington Group Holdings LLP | All index data is provided "as is". The Fund described herein is not sponsored or endorsed by the index provider. In no event shall the index provider, its affiliates or any data provider have any liability of any kind in connection with the index data or the Fund described herein. No further distribution or dissemination of the index data is permitted without the index provider's express written consent. | A008